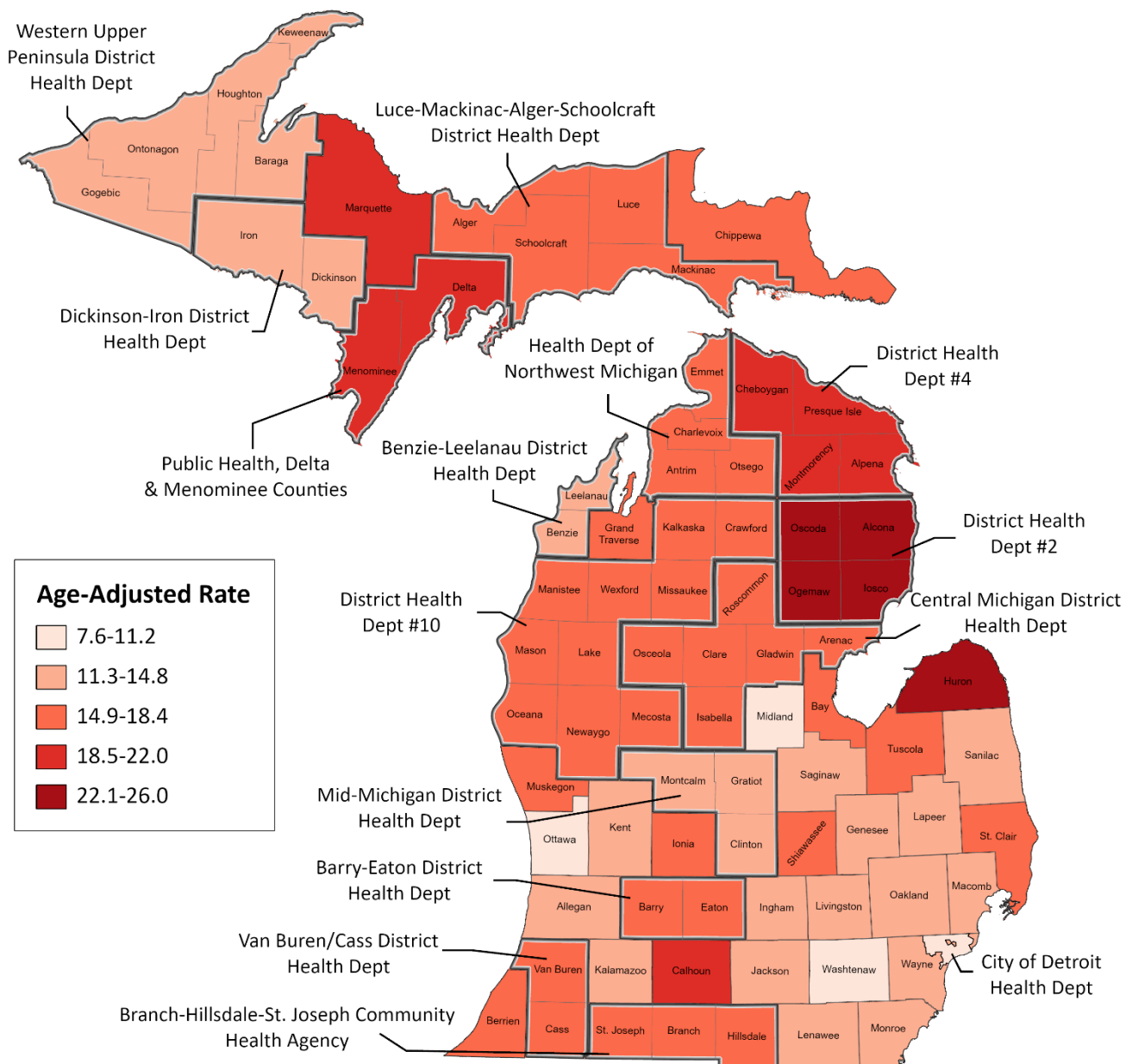


# Suicide Deaths in Michigan, 2014–18

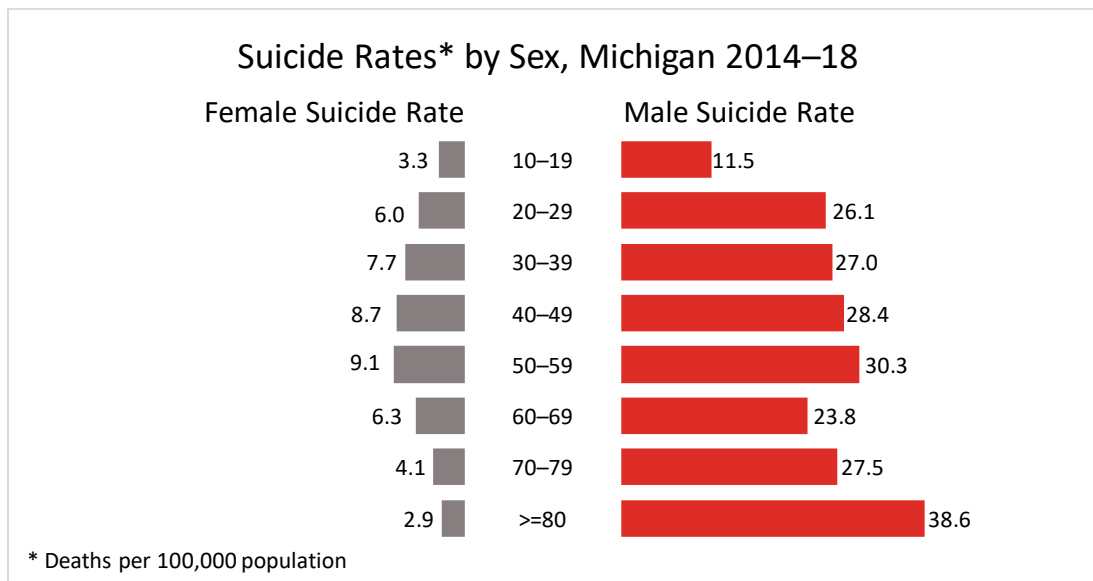
**Almost 45,000 people die annually in the United States from suicide; in 2018 over 1,500 of these suicide deaths were in Michigan.**

The Michigan Violent Death Reporting System (MiVDRS)<sup>1</sup> collects and links data from multiple data sources to help stakeholders develop public health prevention strategies to reduce deaths and injuries due to interpersonal and self-directed violence. In Michigan from 2014–2018, over 6,800 residents died by suicide.

## Age-adjusted Annual Suicide Death Rates\* by Local Health Department, 2014–18

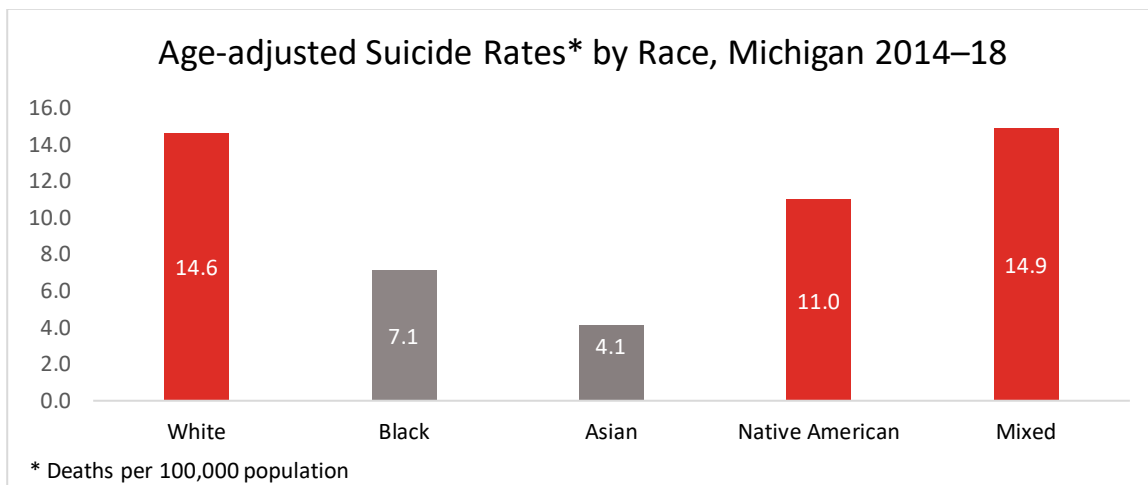


**At every age, men were more likely than women to die by suicide in 2014–18.**



A couple in their 70s was found unresponsive in their bed. The man was scheduled to go to court that day because of a criminal sexual conduct case involving a young relative. They both had incised wounds on their wrists, alcohol and an empty bottle of acetaminophen were found at the scene, and they both died due to hydrocodone and morphine toxicity. Multiple suicide notes were found including one written by the woman indicating she did not want to live without her husband.

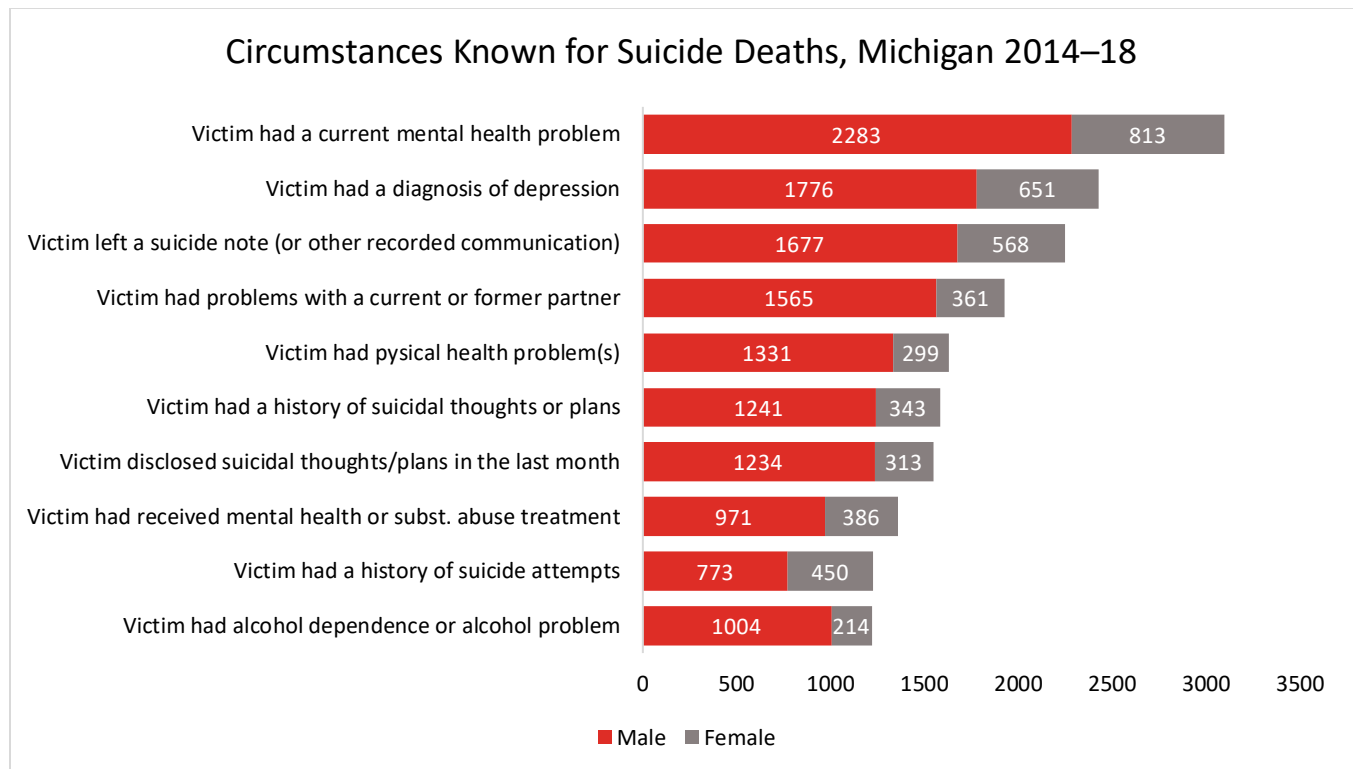
**The Michigan age-adjusted suicide rate was 13.3 in 2014–18, but the rates vary by race, ranging from 4.1 for Asian Americans to 14.9 for those whose heritage includes two or more races.**



\* A person may have an unknown race.

A man in his 20s died from a self-inflicted gunshot wound to the head. His ex-girlfriend broke up with him when she discovered he was cheating on her. He then began stalking her and threatened to kill her and her new boyfriend. He shot her in the chest, non-fatally, and then shot himself. He left a suicide note in his car.

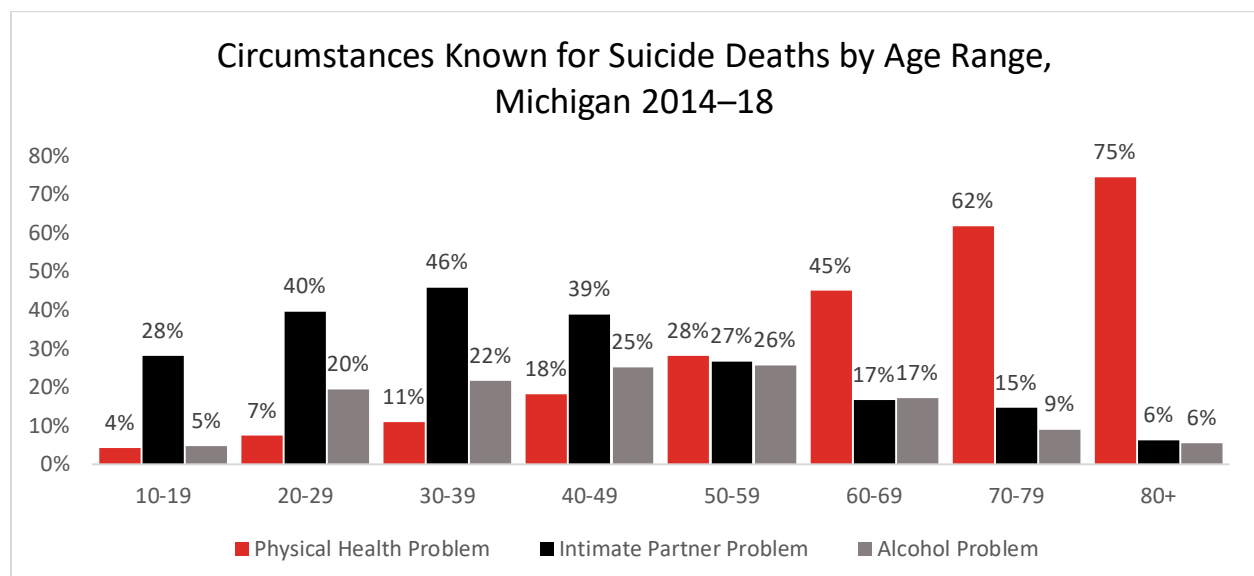
**At least one circumstance was known for 92 percent of suicide deaths that took place in Michigan in 2014–18. Women were more likely than men to have a history of suicide attempts (34 percent vs 16 percent), a current mental health problem (61 percent vs 46 percent), or a diagnosis of depression (49 percent vs 36 percent).**



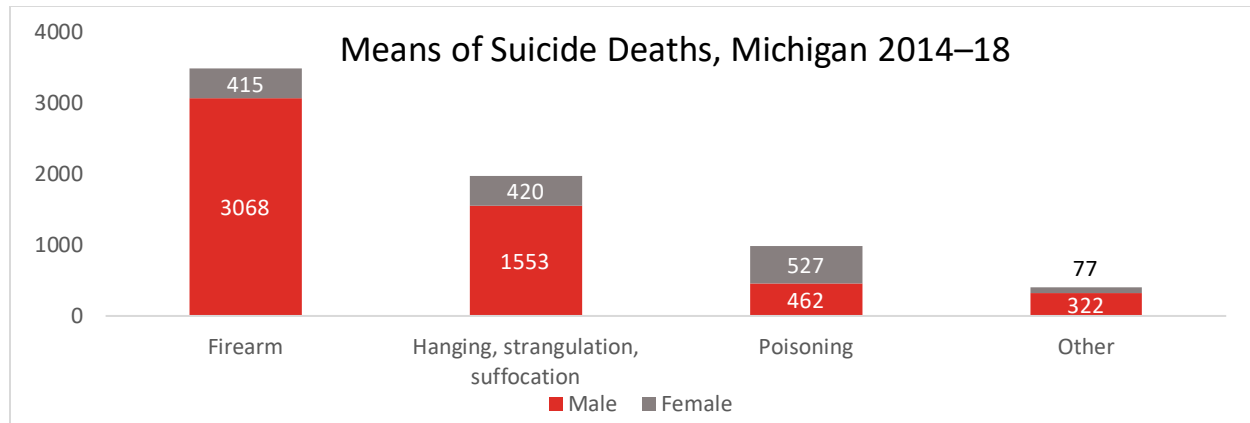
\* There may be more than one known circumstance for each death, or no known circumstance.

\*\* Since more men (5,405) than women (1,438) die by suicide, the number of male suicide victims with a known circumstance may be greater, while the percent of female suicide victims with that circumstance may be greater.

**Known circumstances in suicide deaths varied with age. Physical health problems were more common in older adults, intimate partner problems were more common in younger adults, and alcohol problems in middle-aged adults.**




**Firearms were used in half of suicide deaths in Michigan in 2014–18, mostly by men. Women were more likely than men to use poison.**



A woman in her 50s was found dead from hydrocodone toxicity. There was an empty bottle of hydrocodone (prescribed to her brother-in-law) next to her. She had a history of depression, alcohol abuse, two previous suicide attempts, and had recently been released from inpatient treatment. She was recently divorced, her ex-husband had a new girlfriend, and she was estranged from her daughters.

**Alcohol was the most commonly found substance in toxicology test results of victims of suicide, followed by benzodiazepines and opiates.**



*\* It is unknown how many suicide victims were tested for each substance. More than one substance may be present.*

*If you or someone you know may be considering suicide, contact the [National Suicide Prevention Lifeline](https://www.1800suicidepreventionlifeline.org/) at **1-800-273-8255**; En Español: 1-888-628-9454; Deaf and Hard of Hearing: 1-800-799-4889; or Text: 741741.*

i. MiVDRS Website: [http://www.michigan.gov/mdhhs/0,5885,7-339-71548\\_54879-279986--,00.html](http://www.michigan.gov/mdhhs/0,5885,7-339-71548_54879-279986--,00.html).

For more data details contact [SmithP40@michigan.gov](mailto:SmithP40@michigan.gov).

This publication supported by cooperative agreement 5 NU17CE002607-04-00 from the Centers for Disease Control and Prevention to the Michigan Department of Health and Human Services. Content is solely the author's responsibility and does not necessarily represent the official views of the CDC. The Michigan Department of Health and Human Services is an Equal Opportunity Employer, Services, and Programs Provider.